















Manufacturer/Model	Power kW	Fuel type	Mileage miles	Year	Consumption *	CO2 * g/km	Price £
 <p>Audi S3 Black Edition 2.0 TFSI quattro 265 PS 6 speed Exterior: Phantom Black pearl effect Interior: Black Nottingham Audi</p>	265	Petrol	53,704	24.02.2012 (61)	urban: 11.8 l/100km extra-urban: 6.6 comb.: 8.5 l/100km	comb.: 198	13,500 null
 <p>Audi S3 2.0 TFSI quattro 300 PS 6 speed Exterior: Misano red, pearl effect Interior: black-black-dark silver Highland Audi</p>	300	Petrol	25,764	27.06.2014 (14)	urban: 9.1 l/100km extra-urban: 5.8 comb.: 7.0 l/100km	comb.: 162	16,485 null
 <p>Audi S3 2.0 TFSI quattro 300 PS 6 speed Exterior: Panther black, crystal effect Interior: Black with contrast stitching in silver North Wales Audi</p>	300	Petrol	39,953	01.09.2015 (65)	urban: 9.1 l/100km extra-urban: 5.8 comb.: 7.0 l/100km	comb.: 162	16,750 null
 <p>Audi S3 Sportback 2.0 TFSI quattro 300 PS 6 speed Exterior: Daytona grey, pearl effect Interior: Black with contrast stitching in silver Bristol Audi</p>	300	Petrol	50,000	30.03.2015 (15)	urban: 9.1 l/100km extra-urban: 5.8 comb.: 7.0 l/100km	comb.: 162	17,000 null
 <p>Audi S3 2.0 TFSI quattro 300 PS 6 speed Exterior: Misano red, pearl effect Interior: Black with Parade red shoulder sections and red stitching Bradford Audi</p>	300	Petrol	31,000	24.07.2015 (15)	urban: 9.1 l/100km extra-urban: 5.8 comb.: 7.0 l/100km	comb.: 162	17,500 null
 <p>Audi S3 Cabriolet 2.0 TFSI quattro 300 PS S tronic Exterior: Misano red, pearl effect Interior: Black with Parade red shoulder sections and red stitching Five Oaks Audi</p>	300	Petrol	49,748	28.09.2015 (65)	urban: 9.0 l/100km extra-urban: 6.0 comb.: 7.1 l/100km	comb.: 165	18,490 null
 <p>Audi S3 Navigation 2.0 TFSI quattro 300 PS 6 speed Exterior: Brilliant black Interior: Black with contrast stitching in silver Peterborough Audi</p>	300	Petrol	42,000	05.03.2016 (16)	urban: 9.1 l/100km extra-urban: 5.8 comb.: 7.0 l/100km	comb.: 162	18,490 null
 <p>Audi S3 Cabriolet 2.0 TFSI quattro 300 PS S tronic Exterior: Misano red, pearl effect Interior: Black with contrast stitching in silver Huddersfield Audi</p>	300	Petrol	48,521	10.06.2015 (15)	urban: 9.0 l/100km extra-urban: 6.0 comb.: 7.1 l/100km	comb.: 165	18,500 null

* The stated consumption and CO₂ emissions figures are based on the actual unladen weight of the vehicle. Additional equipment options can lead to classification into a higher weight class and thus to higher consumption and emissions. Depending on driving style, road and traffic conditions, environmental influences and vehicle condition, the actual consumption and emissions values can vary from the values given here.

Manufacturer/Model	Power kW	Fuel type	Mileage miles	Year	Consumption *	CO2 * g/km	Price £
 <p>Awaiting photography</p> <p>Audi S3 Sportback 2.0 TFSI quattro 300 PS S tronic Exterior: Sepang blue, pearl effect Interior: Black with contrast stitching in silver Shrewsbury Audi</p>	300	Petrol	59,377	01.09.2015 (65)	urban: 8.5 l/100km extra-urban: 5.9 comb.: 6.9 l/100km	comb.: 159	18,690 null
 <p>Audi S3 2.0 TFSI quattro 300 PS S tronic Exterior: Misano red, pearl effect Interior: Lunar silver Lake District Audi</p>	300	Petrol	47,000	28.08.2015 (15)	urban: 8.5 l/100km extra-urban: 5.9 comb.: 6.9 l/100km	comb.: 159	18,695 null
 <p>Awaiting photography</p> <p>Audi S3 Sportback Navigation 2.0 TFSI quattro 300 PS S tronic Exterior: Daytona grey, pearl effect Interior: Black with contrast stitching in silver Lake District Audi</p>	300	Petrol	52,000	31.03.2016 (16)	urban: 8.5 l/100km extra-urban: 5.9 comb.: 6.9 l/100km	comb.: 159	18,795 null
 <p>Audi S3 Sportback 2.0 TFSI quattro 300 PS S tronic Exterior: Estoril Blue, crystal effect Interior: black-black-dark silver Basingstoke Audi</p>	300	Petrol	27,928	15.01.2014 (63)	urban: 8.8 l/100km extra-urban: 5.9 comb.: 6.9 l/100km	comb.: 159	18,990 null

* The stated consumption and CO₂ emissions figures are based on the actual unladen weight of the vehicle. Additional equipment options can lead to classification into a higher weight class and thus to higher consumption and emissions. Depending on driving style, road and traffic conditions, environmental influences and vehicle condition, the actual consumption and emissions values can vary from the values given here.