















Manufacturer/Model	Power kW	Fuel type	Mileage miles	Year	Consumption *	CO2 * g/km	Price £
 <p>Audi Q2 Sport 1.0 TFSI 116 PS 6-speed Exterior: Ibis white Interior: Black upholstery with Rock grey leatherette contrast stripes and stitching South Hereford Audi</p>	116	Petrol	18,092	12.06.2017 (17)	urban: 6.2 l/100km extra-urban: 4.5 comb.: 5.1 l/100km	comb.: 117	17,500 null
 <p>Audi Q2 Sport 1.0 TFSI 116 PS 6-speed Exterior: Brilliant black Interior: Black upholstery with Rock grey leatherette contrast stripes and stitching Crewe Audi</p>	116	Petrol	15,816	15.04.2017 (17)	urban: 6.2 l/100km extra-urban: 4.5 comb.: 5.1 l/100km	comb.: 117	18,320 null
 <p>Audi Q2 SE 1.4 TFSI cylinder on demand 150 PS 6-speed Exterior: Coral orange, metallic Interior: Petrol Gray-Black-Petrol Gray Shrewsbury Audi</p>	150	Petrol	11,790	21.12.2016 (66)	urban: 6.7 l/100km extra-urban: 4.8 comb.: 5.5 l/100km	comb.: 124	18,390 null
 <p>Audi Q2 SE 1.0 TFSI 116 PS 6-speed Exterior: Ibis white Interior: Petrol grey Cheltenham Audi</p>	116	Petrol	6,463	19.01.2018 (67)	urban: 6.2 l/100km extra-urban: 4.5 comb.: 5.1 l/100km	comb.: 117	18,450 null
 <p>Audi Q2 Sport 1.4 TFSI cylinder on demand 150 PS 6-speed Exterior: Tango red, metallic Interior: tango red-black-tomato red Chelmsford Audi</p>	150	Petrol	22,200	10.11.2016 (66)	urban: 6.7 l/100km extra-urban: 4.8 comb.: 5.5 l/100km	comb.: 124	18,500 null
 <p>Audi Q2 Sport 1.4 TFSI cylinder on demand 150 PS 6-speed Exterior: Mythos black, metallic Interior: tango red-black-tomato red Bradford Audi</p>	150	Petrol	28,500	16.11.2016 (66)	urban: 6.7 l/100km extra-urban: 4.8 comb.: 5.5 l/100km	comb.: 124	18,500 null
 <p>Audi Q2 Sport 1.0 TFSI 116 PS 6-speed Exterior: Nano grey, metallic Interior: Black upholstery with Rock grey leatherette contrast stripes and stitching Lincoln Audi</p>	116	Petrol	14,296	02.03.2017 (17)	urban: 6.2 l/100km extra-urban: 4.5 comb.: 5.1 l/100km	comb.: 117	18,500 null

* The stated consumption and CO₂ emissions figures are based on the actual unladen weight of the vehicle. Additional equipment options can lead to classification into a higher weight class and thus to higher consumption and emissions. Depending on driving style, road and traffic conditions, environmental influences and vehicle condition, the actual consumption and emissions values can vary from the values given here.

Manufacturer/Model	Power kW	Fuel type	Mileage miles	Year	Consumption *	CO2 * g/km	Price £
 <p>Audi Q2 Sport 1.0 TFSI 116 PS 6-speed Exterior: Tango red, metallic Interior: Black upholstery with Rock grey leatherette contrast stripes and stitching Stirling Audi</p>	116	Petrol	23,000	23.03.2017 (17)	urban: 6.2 l/100km extra-urban: 4.5 comb.: 5.1 l/100km	comb.: 117	18,500 null
 <p>Audi Q2 SE 1.4 TFSI cylinder on demand 150 PS 6-speed Exterior: Tango red, metallic Interior: Petrol Gray-Black-Petrol Gray Chelmsford Audi</p>	150	Petrol	9,118	26.04.2017 (17)	urban: 6.7 l/100km extra-urban: 4.8 comb.: 5.5 l/100km	comb.: 124	18,500 null
 <p>Audi Q2 Sport 1.0 TFSI 116 PS 6-speed Exterior: Brilliant black Interior: Black upholstery with Rock grey leatherette contrast stripes and stitching Brighton Audi</p>	116	Petrol	9,800	31.05.2017 (17)	urban: 6.2 l/100km extra-urban: 4.5 comb.: 5.1 l/100km	comb.: 117	18,500 null
 <p>Audi Q2 Sport 1.6 TDI 116 PS 6-speed Exterior: Tango red, metallic Interior: Black upholstery with Rock grey leatherette contrast stripes and stitching Blackburn Audi</p>	116	Diesel	16,522	31.01.2017 (66)	urban: 4.9 l/100km extra-urban: 4.1 comb.: 4.4 l/100km	comb.: 114	18,600 null
 <p>Audi Q2 Sport 1.0 TFSI 116 PS 6-speed Exterior: Ibis white Interior: Black upholstery with Rock grey leatherette contrast stripes and stitching Glasgow Audi</p>	116	Petrol	15,000	30.04.2017 (17)	urban: 6.2 l/100km extra-urban: 4.5 comb.: 5.1 l/100km	comb.: 117	18,650 null

* The stated consumption and CO₂ emissions figures are based on the actual unladen weight of the vehicle. Additional equipment options can lead to classification into a higher weight class and thus to higher consumption and emissions. Depending on driving style, road and traffic conditions, environmental influences and vehicle condition, the actual consumption and emissions values can vary from the values given here.